

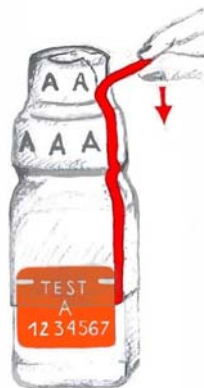
**Important steps for closing of the BEREG-KIT bottles**

The manufacturer shall not held be liable if the BEREG-KIT is used beyond the manufacturers given limitations and handling instructions.

The latest version of the user manual can be found on our website: [www.berlinger.ch](http://www.berlinger.ch)

November 2010

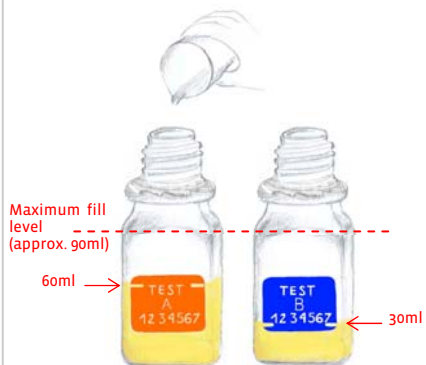
**1. Tear-off shrink-sleeve wrap**



**2. Remove red ring!**



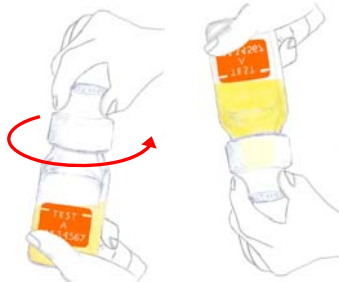
**3. Fill urine into bottles**



**4. Gently close bottles**



**5. Carefully check bottles are properly closed**



**Bottles ready for packaging**

